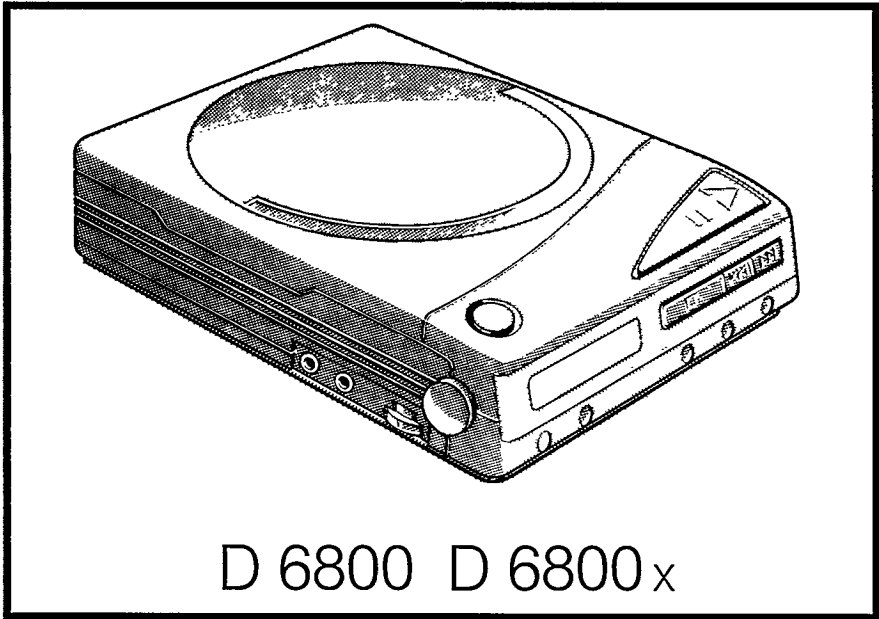




CONSUMER ELECTRONICS

**PHILIPS**



<b>GB</b>	Compact Disc Player	3
<b>F</b>	Lecteur Compact Disc	7
<b>D</b>	Compact-Disc-Spieler	11
<b>NL</b>	Compact-Disc-Speler	15
<b>E</b>	Lector de Discos Compactos	19
<b>I</b>	Lettore Compact Disc	23
<b>S</b>	Compact-Disc-Spelare	27
<b>SF</b>	Compact-Disc-Soitin	31

**(GB) English** ..... page 3

Illustrations ..... pages 36-37  
Guarantee and service ..... pages 38-39-40

**(I) Italiano** ..... pagina 23

Illustrazioni ..... pagine 36-37  
Garanzia e servizio ..... pagine 38-39-40

**(F) Français** ..... page 7

Illustrations ..... pages 36-37  
Garantie et service après-vente .. pages 38-39-40

**(S) Svenska** ..... sida 27

Figurer ..... sidorna 36-37  
Garanti och service ..... sidorna 38-39-40

**(D) Deutsch** ..... Seite 11

Abbildungen ..... Seiten 36-37  
Garantieleistung und Service ..... Seiten 38-39-40

**(SF) Suomi** ..... sivu 31

Kuvat ..... sivut 36-37  
Takuu ja huolto ..... sivut 38-39-40

**(NL) Nederlands** ..... pagina 15

Afbeeldingen ..... pagina's 36-37  
Garantie en service ..... pagina's 38-39-40

**(DK) Dansk**

Typeskiltet findes på undersiden af apparaten  
Dette produkt overholder kravene til radio-interferens  
af Europæisk Fællesmarked.

Advarsel: Usynlig laserudstråling ved åbning når  
sikkerhedsafbrydere er ude af funktion Undgå  
udsættelse for stråling.

Garanti og service ..... sider 38-39-40

**(E) Español** ..... página 19

Ilustraciones ..... páginas 36-37  
Garantía ..... páginas 38-39-40

**⚠** Es necesario que lea cuidadosamente su  
instructivo de manejo.

**(N) Norsk**

















Typeskilt finnes på apparatens underside.

Garanti og service ..... sider 38-39-40



## CONTROLS - fig. 1 - 2

---

OPEN	to open the disc compartment
 PHONES	two sockets for stereo headphones (or mini loudspeakers)
VOLUME	volume control for the headphones
INTROSCAN	play the beginning only of all tracks
REPEAT	continuously repeat the disc or the stored selection (memory) press again to cancel the repeat function
DISPLAY	CD-player display: <b>TRACK</b> - shows the total number of tracks and during PLAY the number of the running track <b>TIME</b> - shows total playing time of the disc and during PLAY the elapsed time of the running track <b>SCAN</b> - INTROSCAN activated <b>PAUSE</b> activated <b>REPEAT</b> activated <b>MEMORY</b> - the stored selection (memory) is played '-- --:--' - please wait 'E' ERROR 'P' PROGRAM - track number is stored 'F' FULL - memory is full 'C' CLEAR - memory is cleared
<input type="checkbox"/> STOP	stop button
  SEARCH 	<i>during PLAY:</i> <ul style="list-style-type: none"><li>● keep pressed to play fast  backward or  forward</li><li>● press briefly to play a  previous or next  track</li></ul> <i>during programming in position STOP:</i> <ul style="list-style-type: none"><li>● press briefly to display a previous  or next  track</li></ul> programming buttons: <b>CLEAR</b> - erases the memory <b>MEMORY</b> - displays all stored track numbers <b>STORE</b> - stores the displayed track number in the memory
 PLAY - PAUSE 	play and pause button (press again to re-start)
ON/OFF	on/off selector: <b>ON</b> - player is switched on <b>OFF</b> - player is switched off
9 V DC	<b>HOLD</b> -  PLAY button is locked, other buttons are inoperative 5 mm jack for external power supply, 9 V DC/400 mA,  -  negative pole  to the 1.9 mm centre pin
LINE OUT	output socket for CD-reproduction through your stereo system

### ACCESSORIES AVAILABLE FROM YOUR DEALER (if not already supplied)

---

SBC 3565 (EM 1020)	9 V AC/DC mains adapter for supply from a wall socket
SBC 1059	Signal lead for CD-reproduction through your stereo system, with 3.5 mm stereo plug and 2 x Cinch-plug (Phono)
SBC 3555 (car accessories)	<ol style="list-style-type: none"><li>1. Supply cable for power supply from the cigar lighter socket on your dashboard, with voltage converter from 12 V to 9 V</li><li>2. CD-cassette-adapter for CD-reproduction through you car radio cassette player, with lead and 3.5 mm stereo plug</li></ol>
SBC 3200	mini stereo booster loudspeaker system (with amplifier)
SBC 3175	high quality stereo headphones
SBC 3170	high quality lightweight stereo headphones
SBC 3550	carrying wallet for 6 Compact Discs

**POWER SUPPLY****Batteries**

● Open the battery compartment (fig. 2) and insert as indicated six (preferably Alkaline) batteries, type R6, UM3 or AA-cells. You may also use rechargeable NiCad batteries.

● Remove the batteries if exhausted or if they are not to be used again for a long period.

The battery supply is switched off when the 9 V DC socket is in use. When changing over to battery supply, pull out the plug from the 9 V DC socket.

**9 V DC socket**

Via the 9 V DC socket, you can supply the CD-player with 9 V / 400 mA Direct Current through a 5 mm DC-plug, ⊕ ⊖ minus-pole ⊖ to the 1.9 mm centre pin.

● At home, you can connect the CD-player to the wall socket using a suitable AC/DC mains adapter, e.g. type SBC 3565 (EM 1020). Always remove the mains adapter from the wall socket when the set is not in use.

● In your car, you can connect the CD-player to the cigar lighter socket, e.g. using the supply cable from the car accessory kit SBC 3555.

**CONNECTIONS - fig. 1-2****Two stereo headphone sockets PHONES** 

For stereo headphones (or mini loudspeakers) with 3.5 mm plug.

**Output socket LINE OUT**

3.5 mm stereo socket for CD-reproduction through your stereo system (amplifier, receiver, recorder, etc.).

● Connect the LINE OUT socket, using e.g. the signal lead SBC 1059, to the input sockets REC IN, TAPE IN, LINE IN, AUX or CD IN of the other set.

The LINE OUT output signal is not affected by the position of the VOLUME control.

**PLAYING A DISC**

● Set the ON/OFF selector to ON  
● Connect one or two pairs of headphones to the PHONES sockets.

● Adjust the sound with the VOLUME control

● Press OPEN to open the disc cover

● Fit the disc, label side facing up, over the spindle of the turntable (fig. 3-4).

● Close the cover. The CD-player starts and '---' appears on the display as a sign that the CD-player is scanning the contents list of the disc. After that, the total playing time and the number of tracks present on the disc appears on the display and the CD-player stops.

● Playback will start by pressing PLAY ▷. As soon as playback starts, the display shows the track number 1 and the elapsed playing time of the 1<sup>st</sup> title. When reaching the 2<sup>nd</sup> title the track number 2 appears, etc.

● For brief interruptions, press PAUSE ⏸. The word PAUSE then appears. To continue playback, press PAUSE again.

● The CD player goes to position STOP

– by pressing STOP □ or OPEN;

– when the end of the disc is reached,

– by setting the ON/OFF selector to OFF,

– if the batteries run down or if the power supply is interrupted in another way.

● To take out the disc, open the disc cover by pressing OPEN.

● To switch off the set, place the ON/OFF selector to position OFF.

**Remarks**


– The CD-player is able to play the normal 12 cm disc as well as the small 8 cm disc 'CD-single'. An adapter ring for 8 cm CD-singles is not required.

– If the battery voltage is not sufficient any more for playing a disc, the CD-player will not start.

– If the display shows the character 'E' for ERROR, the CD-player cannot read the disc. Possible causes are:

– you inserted the disc the wrong way (the label should face up);

– the surface of the disc is badly scratched or dirty, see 'Maintenance';

– the lens  (fig. 5) is steamed up because of a sudden transition from a cold into a warm environment; do not clean the lens, but let the set acclimatize for a while.

## HOLD - INTROSCAN - REPEAT

---

### HOLD

During PLAY ▷ you can set the ON/OFF selector to position HOLD. The buttons are then made inoperative (except for OPEN). Now, playing a disc is not interrupted when accidentally touching a button. This is useful when carrying the player with you.

For operating the CD-player, place the ON/OFF selector to position ON again.

### INTROSCAN

The INTROSCAN function can be switched on both from the STOP □ and the PLAY ▷ position.

- Press INTROSCAN. The word SCAN then appears. Only the first few seconds of all tracks on the disc are played, but always from the 1<sup>st</sup> track number. After playing a few seconds of one track, the CD player jumps to the next track. The display always shows the corresponding track number.

- The moment that you press PLAY ▷, the INTROSCAN function is muted (the word SCAN disappears) and the disc is played in the normal way from this track number.

- If you press ▷▷ or ◀◀, the INTROSCAN function remains operative and the beginning of the next ▷▷ or previous ◀◀ track is played for a few seconds.

- If the INTROSCAN function is not muted by pressing PLAY ▷ or STOP □, then the CD player automatically returns to STOP as soon as the end of the disc is reached.

### REPEAT

If you want to repeat the whole disc (or the stored selection) continuously, press the REPEAT-button: the word REPEAT appears on the display.

The REPEAT function can only be switched on during PLAY ▷.

To mute the REPEAT-function, press REPEAT again and the word REPEAT disappears.

## SEARCH ◀◀ - ▷▷

---

### SEARCH ◀◀ - ▷▷

These buttons have three different functions:

#### 1. Press briefly (less than 1 second) during PLAY or INTROSCAN

##### ▷▷ - go to the next track (title)

You can jump to the next title by pressing ▷▷ once. The next track number appears on display, playback is interrupted and the next track is played.

If you want to skip more than one track, then press ▷▷ more than once until the display shows the desired track number.

##### ◀◀ - go to the previous track (title)

If you want to repeat the running title from the beginning, press ◀◀ once: playback is interrupted and the same track is played from the beginning.

If you want to repeat one of the previous titles, press ◀◀ more than once until the display shows the required track number.

#### 2. Keep pressed (longer than 1 second) for search during PLAY

In this way, the disc is played at high speed in the forward ▷▷ or backward ◀◀ direction. The sound is reproduced partly and at high speed, however, it is still recognizable. In this way you can locate rapidly a certain passage within a track.

Keep the button ▷▷ (search forward) or ◀◀ (search backward) pressed until you recognize the required passage. Then release the button: the disc will be played back in the normal way from this passage.

If the button is pressed longer than 10 seconds, the search speed increases automatically.

#### 3. When programming: press briefly (less than 1 second)

When programming - in position STOP □ with a disc inserted - you can select the desired track numbers using ◀◀ and ▷▷, see chapter 'Programming - 1. Manual selecting'.

### PROGRAMMING TRACK NUMBERS

---

You may select a number of tracks and store these in the memory in the desired sequence. When playing, you will only hear the stored titles in the selected sequence. At most, 26 tracks can be stored in the memory. You may store each track more than once

#### Manual selecting

- Do not yet press PLAY ▷, but first select the desired track using the buttons ◀◀ and ▶▶ until the display shows the required track number.
- Store this track by pressing STORE.
- Select and store in this way all desired titles.

#### Storing during INTROSCAN

- Press INTROSCAN to play the first few seconds of all tracks.
- Press STORE as soon as you recognize a desired title.

#### Storing during PLAY

- During normal PLAY you may store the running title by pressing STORE.

– After pressing STORE the character 'P' (PROGRAM) appears, indicating that the track has been stored.

– Store all desired titles in the required sequence. You may store each track more than once.

– At most, 26 tracks can be stored in the memory. When the memory is full, the character 'F' (FULL) appears.

– When pressing MEMORY, the display will show in sequence all stored track numbers.

– You can simply erase the whole memory by pressing CLEAR: the character 'C' for CLEAR appears now.

The contents of the memory are also erased:

- by opening the disc cover using OPEN;
- by setting the ON/OFF selector to OFF;
- if the batteries get exhausted or if the power supply is interrupted in another way.

#### How to play the stored selection

To play your selection, the CD-player should be in position STOP; then press PLAY ▷: now, the word MEMORY appears.

### GENERAL MAINTENANCE

---

– The mechanism of the CD-player is fitted with self-lubricating bearings and therefore must not be oiled or greased

– Fingerprints, dust and dirt on the apparatus can be removed using a soft, clean and slightly damp leather cloth. Do not use any cleaning agents which contain abrasives or solvents such as benzine thinner, alcohol, refined petrol or ammonia, since they may affect and harm the cabinet

– Do not expose the set, batteries or discs to rain or moisture, or, for any great length of time, to excessive heat from heating equipment or direct sunshine, e.g. in cars parked in the sun.

– Keep the set and the discs away from sand.

### CD-PLAYER AND DISCS

---

– The lens ⊗ (fig. 5) should never be cleaned

– The lens may steam up when the set is taken from a cold into a warm environment. Playing a disc is not possible then. Do not clean the lens, but let the set acclimatize for a while.

– Always pick up the disc by the edge (fig. 3) and put it back in its box immediately after use.

– To remove dirt from a disc, first breathe on the disc and wipe it off in a straight line from centre to edge (fig. 6) using a soft, lint-free cloth. The use of cleaning agents may harm the disc.

---

*This product complies with the radio interference requirements of the European Community*

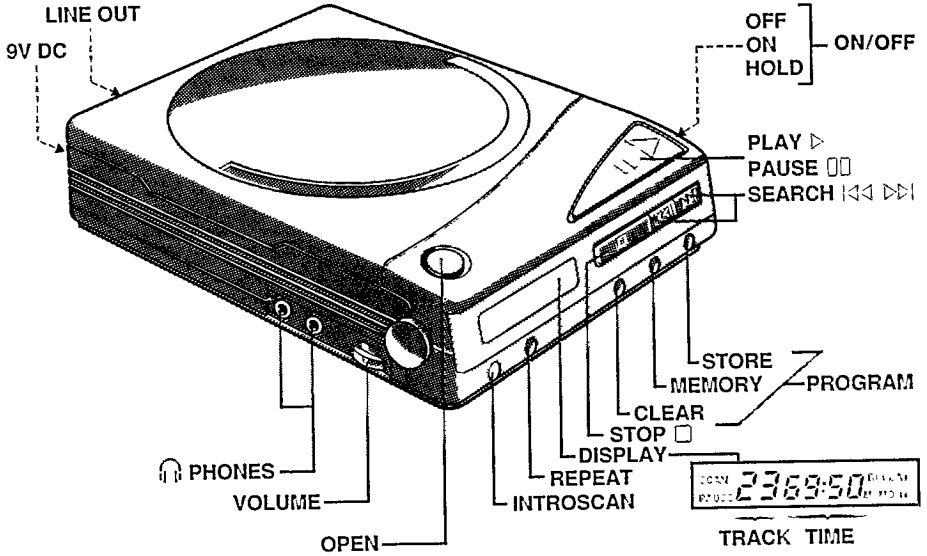
---

*The type plate is located on the base of the set*

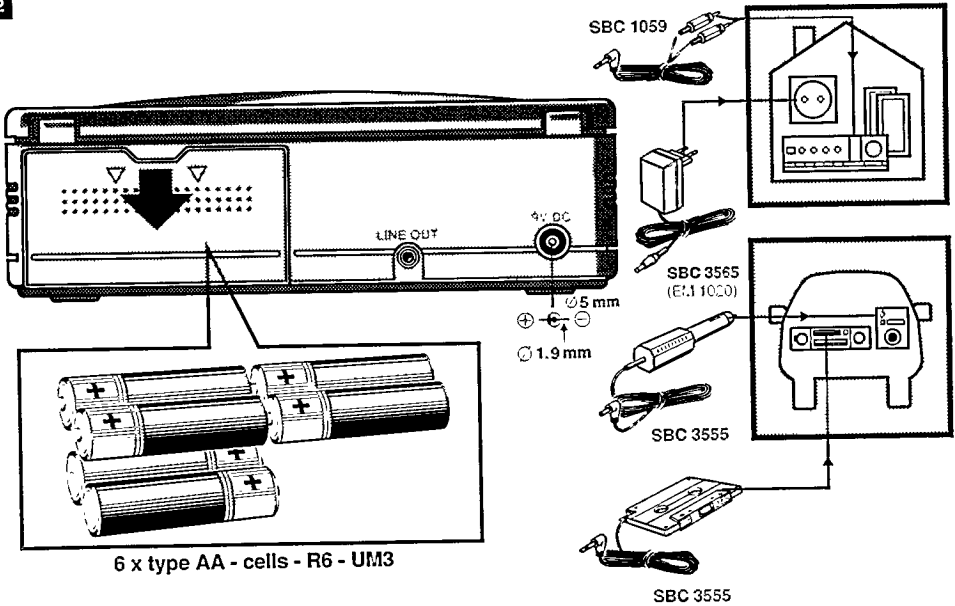
---



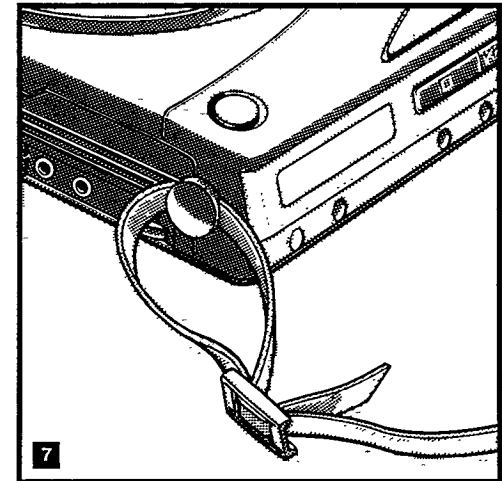
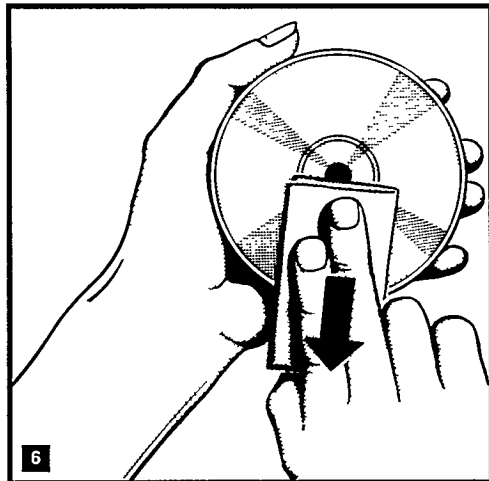
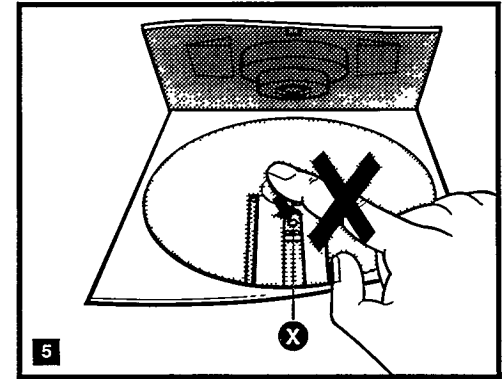

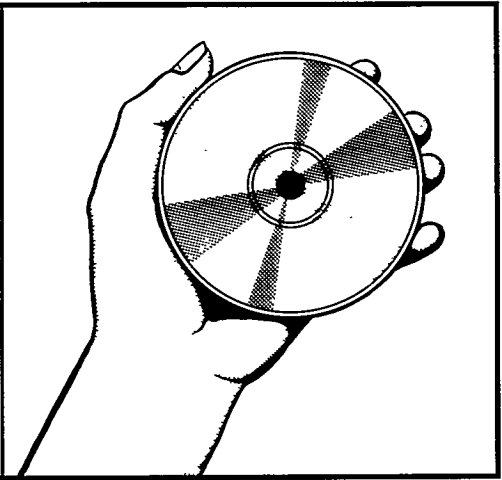
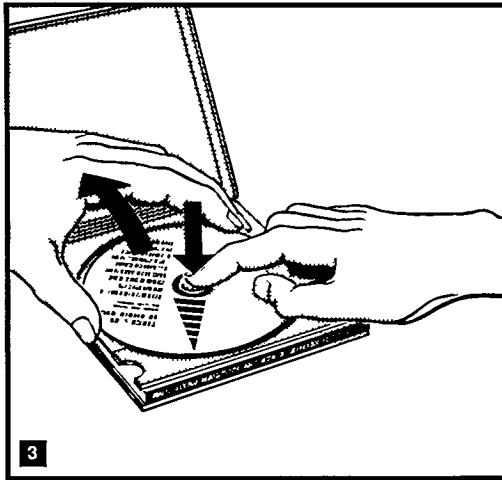
1



2







#### GUARANTEE AND SERVICE FOR UNITED KINGDOM

Philips sell this product subject to the understanding that if any defect in manufacture or material shall appear in it within 12 months from the date of consumer sale, the dealer from whom the product was purchased will arrange for such defect to be rectified without charge, provided

1. Reasonable evidence is supplied that the product was purchased within 12 months prior to the date of claim
2. The defect is not due to use of the product for other than domestic purposes, or on an incorrect voltage, or contrary to the Company's operating instructions, or to accidental damage (whether in transit or otherwise), misuse, neglect or inept repair.

Products sent for service should be adequately packed as no liability can be accepted for damage or loss in transit, and name and address must be enclosed

#### Facts about free service

When service is required, apply to the dealer from whom the product was purchased. Should any difficulty be experienced in obtaining Service, e.g. in the event of the dealer having ceased to trade, you are advised to contact Philips Service

**These statements do not affect the statutory rights of a consumer.** If you have any questions which your dealer cannot answer, please write to **Philips Consumer Relations,**

☐ P.O. Box 298, 420 London Road, CROYDON CR9 3QR,  
☎ (01) 689-2166 Consumer Advice.

Please retain this card. Produce if service is required

#### GUARANTEE AND SERVICE VALID FOR IRELAND

This apparatus is made of high quality material and great care has been taken in its manufacture

Philips, therefore, give you a guarantee on parts against failures arising from faulty workmanship or material for 12 months after date of purchase. This guarantee is valid on the condition that this certificate is completed and signed immediately on delivery of the apparatus. In case of failure ask your dealer for further information

If you have any questions which your dealer cannot answer, you may apply to **Philips Electrical (Ireland) Ltd., Service Department, Newstead, Clonskeagh, DUBLIN 14 - ☎ 69 33 55**

#### GUARANTEE AND SERVICE VALID FOR AUSTRALIA

The benefits given to the purchaser by this warranty are in addition to all other rights and remedies, which, under the Trade Practices Act or other Commonwealth or State law, the purchaser or owner has in respect of the product.

The Philips product carries the following warranties: Compact Disc Players 12 months Home Audio Systems 6 months Clock radios, portable radios, cassette recorders, cassette players and radio recorders 90 days

Any defect in materials or workmanship occurring within the specified period from the date of delivery, will be rectified free of charge by the retailer from whom this product was purchased.

**Note:** Please retain your purchase docket to assist prompt service

#### Conditions of this warranty

1. All claims for warranty service must be made to the retailer from whom this product was purchased. All transport charges incurred in connection with warranty service or replacement will be paid by the purchaser
2. These warranties do not cover batteries and extend only to defects in materials or workmanship occurring under normal use of the product where operated in accordance with our instructions

**Philips Consumer Products Division, Technology Park, Figtree Drive, Australia Centre, HOMEBUSH 2140, New South Wales**

#### GUARANTEE AND SERVICE FOR NEW ZEALAND

Thank-you for purchasing this quality Philips product. The document you are now reading is your guarantee card

#### Guarantee

Philips New Zealand Ltd guarantees this product against defective components and faulty workmanship for a period of **12 months** from the date you bought it. If the product breaks down during the guarantee period, Philips shall - subject to the following conditions - repair or replace the product **at no charge to you**. This includes costs for labour, parts, and cartage.

#### Conditions

1. The product must have been purchased in New Zealand, and this guarantee card completed at time of purchase (this is your proof of the date of purchase)
2. The guarantee applies only to faults caused by defective components, or faulty workmanship on the part of the manufacturer
3. The guarantee does not cover failures caused by misuse, neglect, normal wear and tear, accidental breakage, use on the incorrect voltage, use contrary to operating instructions, or unauthorised modification to the product or repair by an unauthorised technician

4. Reasonable evidence (in the form of a sales docket or completed guarantee card) must be supplied to indicate that the product was purchased no more than 12 months prior to the date of your claim

5. In the event of a failure, Philips shall be under no liability for any injury, or any loss or damage caused to property or products other than the product under guarantee

**This guarantee does not prejudice your rights under common law and statute, and is in addition to the normal responsibilities of the retailer and Philips.**

#### How to claim

Should your Philips product fail within the guarantee period, please return it to the retailer from whom it was purchased. In most cases the retailer will be able to satisfactorily repair or replace the product. However, should the retailer not be able to conclude the matter satisfactorily, or if you have other difficulties claiming under this guarantee, please contact **The Guarantee Controller, Philips New Zealand Ltd, ☐ P.O. Box 1041, AUCKLAND - ☎ (09) 605-914**

#### GARANTIE FÜR DIE BUNDESREPUBLIK DEUTSCHLAND UND WEST-BERLIN

Philips-Geräte sind Markenartikel, die mit großer Präzision nach modernsten Fertigungsmethoden und mit einem Höchstmaß an Sorgfalt hergestellt werden. Das Gerät wird Ihnen gute Dienste leisten, vorausgesetzt daß Sie es sachgemäß bedienen und unterhalten. Trotz aller Sorgfalt ist das Auftreten von Fehlern nicht auszuschließen. Ihr Partner für die Behebung derartiger Fehler ist Ihr Fachhändler, bei dem das Gerät erworben wurde. Falls ein Reklamationsfall eintritt, wenden Sie sich bitte unter Vorlage des Einkaufsbeleges und des Gerätepasses an Ihren Fachhändler

#### GARANTIE ET SERVICE APRÈS-VENTE EN FRANCE

Cet appareil a été fabriqué avec le souci de vous donner entière satisfaction. PHILIPS fournira gratuitement au vendeur les pièces détachées nécessaires à sa réparation pendant les périodes suivantes, chacune prenant effet à compter de la date de vente:

- 6 mois pour les magnétophones à cassettes portatifs, les récepteurs radio portatifs, les radiocassettes et les radio-réveils,
- 12 mois pour les radiocassettes équipées de la fonction Compact Disc et les baladeurs Compact Disc,
- 12 mois pour les appareils entrant dans la composition d'une chaîne électro-acoustique, y compris les chaînes compactes stationnaires équipées d'au moins deux sources sonores,

sauf si la détérioration résulte d'une cause étrangère à l'appareil ou du non respect des prescriptions d'utilisation.

Vous bénéficierez en tout état de cause des dispositions des art. 1641 et suivants du Code Civil relatifs à la garantie légale. Pour tout conseil ou intervention, adressez-vous à votre vendeur. Pour tout renseignement complémentaire, vous pouvez vous adresser à la succursale Philips la plus proche.

Soucieux d'améliorer continuellement la qualité de nos produits, nous nous réservons le droit d'en modifier à tout moment les caractéristiques.

**PHILIPS Électronique Domestique - Société en nom collectif**

RCS NANTERRE B 333 760 833

64, Rue Carnot - ☐ B.P. 306 - 92 156 SURESNES Cédex

Informations Consommateurs: ☎ (16-1) 42 04 25 60

#### GARANTIE EN BELGIQUE ET LUXEMBOURG

Pour les conditions de garantie en Belgique et Luxembourg veuillez vous référer à la carte de garantie que le revendeur doit vous remettre au moment de l'achat

#### ● Pour la Belgique

Si après l'achat de l'un ou l'autre appareil Philips vous avez des problèmes concernant par exemple la garantie, le fonctionnement ou l'utilisation de ces appareils et que le distributeur qui vous a vendu ces appareils éprouve des difficultés pour les résoudre, prenez contact, soit par téléphone, soit par écrit avec notre service

**'Contact Clientèle', Place de Brouckère 2, 1000 - BRUXELLES**

☎ 02/211 91 11

#### GARANTIE EN SERVICE IN BELGIË EN LUXEMBURG

In België en Luxemburg gelden uitsluitend de garantiëbepalingen zoals die in het via u.w. handelaar apart verstrekte garantiëboek staan aangegeven

#### ● Voor België

Indien u na de aankoop van een of ander Philips apparaat problemen heeft met bijv. de waarborg, de werking, of het gebruik ervan, en indien de verdeler die u deze apparaten verkocht heeft moeilijkheden ondervindt om deze problemen op te lossen, stelt u zich dan telefonisch of schriftelijk in verbinding met onze dienst

**'Klanten Kontakt', de Brouckèreplein 2, 1000 - BRUSSEL**

☎ 02/211 91 11

## GARANTIE EN SERVICE IN NEDERLAND

### ● Wat wordt gegarandeerd?

Philips Nederland garandeert dat dit apparaat kosteloos wordt hersteld indien - bij normaal particulier gebruik volgens de gebruiksaanwijzing - binnen 12 maanden na aankoopdatum fabricage- en/of materiaalfouten optreden

### ● Wie voert de garantie uit?

De zorg voor de uitvoering van de garantie berust bij de handelaar die u het apparaat verkocht heeft. De handelaar kan daarbij eventueel een beroep doen op een der Philips Technische Service Centra

### ● Uw aankoopbon + de identificatiekaart

De identificatiekaart is u.v. garantiebewijs. U kunt alleen een beroep doen op de bovenomschreven garantie tegen overlegging van de aankoopbon (factuur, kassabon of kwitantie), in combinatie met de identificatiekaart, waarop typenummer en serienummer zijn vermeld. Uit de aankoopbon dienen duidelijk de aankoopdatum en de naam van de handelaar te blijken. Mocht het noodzakelijk zijn deze documenten aan u.v. handelaar af te geven, dan kunt u hem daarvoor een ontvangstbewijs vragen. De garantie vervalt indien op de genoemde documenten iets is veranderd, doorgehaald, verwijderd of onleesbaar gemaakt. De garantie vervalt eveneens indien het typenummer en/of serienummer op het apparaat is veranderd, doorgehaald, verwijderd of onleesbaar gemaakt

### ● Hoe te handelen bij een storing?

Om onnodige kosten te voorkomen, raden wij u aan bij storingen eerst nauwkeurig de gebruiksaanwijzing te lezen. Indien de gebruiksaanwijzing daarin geen uitkomst biedt, kunt u uw handelaar raadplegen en/of hem het apparaat ter reparatie in de werkplaats aanbieden

### ● ...en bij problemen?

Bij problemen omtrent de garantie-uitvoering kunt u zich in verbinding stellen met **Philips Nederland, Afdeling Consumentenbelangen, Antwoordnummer 500 - 5600 VB EINDHOVEN** (postzegel niet nodig), of ☎ **040-78 11 78**.

## GARANTIE FÜR DIE SCHWEIZ

Philips-Geräte sind aus einwandfreiem Material und mit großer Sorgfalt hergestellt worden. Dieses Gerät wird Ihnen gute Dienste leisten, sofern es sachgemäß bedient und unterhalten wird.

Trotz aller Sorgfalt ist das Auftreten von Fehlern nicht ganz auszuschließen. Im Falle eines Defektes wenden Sie sich bitte unter Vorlage des Einkaufsbeleges und des Gerätepasses an das Fachgeschäft, in welchem Sie das Gerät erworben haben.

## GARANTIE POUR LA SUISSE

Les appareils Philips ont été fabriqués au moyen de matériaux de toute première qualité et avec beaucoup de soins. Cet appareil vous donnera encore plus de satisfaction si l'utilisation et l'entretien sont suivis selon le mode d'emploi.

Malgré tous les soins apportés, l'apparition de défauts n'est pas exclue. Dans ce cas, nous vous serons reconnaissants de bien vouloir vous adresser directement chez votre vendeur muni du passeport de l'appareil ainsi que de la facture s'y rapportant.

## GARANZIA PER LA SVIZZERA

Gli apparecchi Philips sono prodotti con materiali di prima qualità e assemblati con la massima cura. Essi Vi offriranno un ottimo servizio, in cambio di un accurato uso e manutenzione. Malgrado tutti i nostri sforzi, non è escluso che possano avvenire dei guasti. In caso di difetto Vi preghiamo di rivolgerVi al Vostro fornitore specializzato, portando con Voi il passaporto assieme ai documenti d'acquisto.

## GARANZIA E ASSISTENZA VALIDA PER L'ITALIA

Questo apparecchio è stato realizzato con materiali di prima qualità e costruito con la massima cura. La Philips comunque fornisce all'acquirente una Garanzia di buon funzionamento secondo le condizioni stabilite dall'ANIE.

Tale Garanzia decorre dalla data di acquisto ed ha la durata di **6 mesi**. Per aver diritto alla Garanzia è necessario che questo certificato porti i dati di Modello e Matricola dell'apparecchio, la data di acquisto ed il timbro del rivenditore, inoltre per tutti gli apparecchi per i quali è prevista la "tassa fiscale" (o altro documento di consegna) il documento stesso dovrà essere conservato con questo certificato a certificazione della data d'acquisto.

In caso di necessità il prodotto dovrà essere fatto pervenire al Centro di Assistenza più vicino il cui recapito è pubblicato sugli elenchi telefonici della zona di residenza alla voce Philips.

Per questo apparecchio o Philips offre un Abbonamento all'Assistenza Tecnica. Per informazioni rivolgersi ai Centri di Assistenza o al servizio Consumatori Philips.

**Philips S.p.A., Viale le Fulvie Testi 327, 20162 MILANO**  
☎ **1678-20026**

## GARANTIE IN ÖSTERREICH

Die Österreichische Philips Industrie Gesellschaft m b H unterstützt die gesetzlichen Gewährleistungsverpflichtungen Ihres Händlers durch folgende Garantiezusage:

1. Dieses Gerät (siehe Typenschild) wird innerhalb von 6 Monaten ab Verkaufsdatum bei Auftreten eines Funktionsmangels (Fabrikations- oder Materialfehlers) in einer unserer Service-Filialen (Kontakts- oder ohne Berechnung von Material und Arbeitszeit, repariert
2. Die Garantiezusage betrifft nur Neugeräte, die über die Österreichische Philips Industrie Gesellschaft m b H und ihre Vertragspartner in Österreich verkauft wurden. Sie gilt für folgende Arten: Cassetten-Recorder, Compact Disc Spieler, HiFi-Bausteine, HiFi-Kombinationen, MusiClocks, Plattenspieler, Radio-Recorder und das mittelgeferte Originalzubehör dieser Geräte
3. Zur Inanspruchnahme einer Garantereparatur gemäß der vorliegenden Zusage sind dieser Garantieschein und die Originalrechnung mit Kaufdatum vorzulegen
4. Anstelle einer kostenlosen Garantereparatur behalten wir uns vor, das defekte Gerät gegebenenfalls gegen ein Neues auszu-tauschen
5. Schäden, die durch äußere Einflüsse, unsachgemäße Behandlung oder unsachgemäße Fremdeingriffe entstanden sind, sowie Gehäusefehler oder Glasbruch sind von dieser Garantiezusage ausgeschlossen

### Philips Zentrale Kundeninformation:

- 1101 WIEN, Triesterstraße 64,  
☎ 0222-60101-DW 1620 oder DW 1563
- 6020 INNSBRUCK, Klostergasse 4, ☎ 05222-74694
- 9020 KLAGENFURT, Villacher Straße 161,  
☎ 0463-22397-DW 94

### Philips Service-Organisation:

- 1232 WIEN, Ketzergasse 120, ☎ 0222-8662-0

## PHILIPS IBÉRICA, S.A.E.

Garantiza este aparato durante 6 meses, a partir de la fecha de adquisición, de la forma siguiente:

1. Cubriendo cualquier defecto de fabricación o vicio de origen, así como la totalidad de sus componentes, incluyendo la mano de obra necesaria para el reemplazo de las piezas defectuosas, por nuestros talleres autorizados.
2. Esta garantía no cubrirá la avería, si es consecuencia de incorrecta instalación del aparato, mal uso o uso inadecuado del mismo. La calificación de las averías corresponderá únicamente a los servicios técnicos de los talleres autorizados Philips.
3. Las reparaciones que pudieran producirse durante el período de vigencia de la presente garantía se efectuarán, bien en el domicilio del usuario, bien en los talleres autorizados Philips, a libre elección y dentro de ésta última.
4. Transcurrido un mes desde la fecha de adquisición del aparato, todos los gastos de desplazamiento del personal técnico para proceder al examen y/o reemplazo del aparato correrán por cuenta del usuario de acuerdo con las tarifas establecidas para este concepto.
5. En todas las reparaciones se deberá acompañar al aparato factura de compra y la presente garantía debidamente cumplimentada, con la indicación exacta de la fecha de venta del aparato.
6. En todo caso, el titular de la garantía tiene los derechos mínimos reconocidos por la Ley.

Titular (Comprador)

Domicilio

## GARANTI OG SERVICE FOR DANMARK

De er nu ejer af et apparat, hvis konstruktion er baseret på erfaring og lang tids forskning. Philips garanterer for kvaliteten, og hvert led i fabrikationen er underkastet stadig kontrol. Alle henvendelser om fejl under garantien skal rettes til den forhandler, der har udleveret og underskrevet garantibevæset, hvorpå de gældende garantibestemmelser tillige er anført. Garantien er kun gældende i Kobstlandet.

## GARANTI NORGE

De er nå eier av et apparat som er basert på lang tids forskning og erfaring. Philips garanterer for kvaliteten, men hvis en feil skulle oppstå bes De ta kontakt med den forhandler som har utleveret og underskrevet garantibevæset. Garantien gjelder kun i kjøpslandet hvor de gældende garantibestemmelser må følges.

Hvis De trenger ytterligere opplysninger utover de forhandleren kan gi Dem, kan De henvende Dem til **Norsk A/S Philips, Avd. Audio/Video, Sandstuveien 70, OSLO 6 - ☎ 02 - 68 02 00**

**GARANTI I SVERIGE**

Garanti lämnas på denna Philipsapparat i enlighet med den garantiförbindelse som tillhandahålls av återförsäljaren. I garantiförbindelsen ges anvisningar om reklamation. Garantigäller endast inköpslandet.

**TAKUU JA HUOLTO**

Tämän tuotteen rakenne on pitkäaikaisen, kokemuksella tehdyn tutkimustytön tulos. Jatkuvan eri tuotantovaiheissa tehtävän laatuarkkailun vuoksi Philips takaa tuotteen laadun.

Tarkemmat tiedot takuehdoista saat Philips-myyjältä tai alla olevasta osoitteesta.

Oy Philips AB, Sinikalliontie 3, 02630 ESPOO - ☎ (358-0)-50261  
Oy Philips AB, P.O. Box 75, 02631 ESPOO

**GARANTIA PARA MÉXICO**

Este aparato está fabricado con materiales de alta calidad y ha sido cuidadosamente verificado. Philips, por lo tanto, da a usted una garantía de 12 meses a partir de su fecha de compra.

La garantía ampara la reposición de las piezas defectuosas debidas a fallas en su montaje o en los materiales, incluyendo la mano de obra necesaria para su reemplazo en nuestras Sucursales o talleres autorizados.

En caso de fallos en su aparato le rogamos se sirva poner en contacto con su distribuidor.

Esta garantía no cubrirá las averías que resulten como consecuencia de una instalación incorrecta del aparato, manifiesto maltrato o uso inadecuado del mismo.

Philips se obliga a reparar y devolver a usted su aparato en un plazo no mayor de 30 días hábiles contados a partir de la fecha de haber ingresado su aparato a uno de nuestros talleres.

Para que esta garantía sea válida, es necesario que el certificado que figura en la parte posterior de esté instructivo haya sido debidamente llenado en el momento de la compra del aparato.

En caso de extravío del certificado con la presentación de la factura o remisión de su aparato podrá hacer efectiva la garantía correspondiente.

Si usted tiene alguna duda o pregunta que no le pueda solucionar su distribuidor, por favor ponerse en contacto con

Oficinas Centrales de Servicio  
Av. Coyoacán No. 1051, Col. del Valle  
03100 MÉXICO, D.F. - ☎ 5-75-20-22 o 5-75-01-00



**CONDIÇÕES VÁLIDAS PARA PORTUGAL**

A Philips Portuguesa, SA, assegura ao comprador deste aparelho garantia contra qualquer defeito de material ou fabrico, pelo prazo de 6 meses, contado a partir da data de aquisição. As agulhas de fonocaptores não têm qualquer garantia.

A Philips Portuguesa, SA, anula a garantia ao aparelho desde que se verifique ser a deficiência motivada por acidente, utilização incorrecta, causas externas, ou nos casos em que apresente vestígios de ter sido violado, ajustado ou reparado por entidade não autorizada. Também será considerada nula a garantia se este certificado apresentar rasuras ou alterações.

A Philips Portuguesa, SA, obriga-se a prestar a garantia referida somente nos seus Serviços Técnicos ou nos Concessionários de Serviço autorizados. As despesas e riscos de transporte de e para as oficinas serão sempre da responsabilidade do comprador.

**Nota:** Para que o aparelho seja assistido no abrigo da garantia, é indispensável que seja apresentado este certificado, devidamente preenchido e autenticado, por vendedor autorizado, aquando da sua aquisição.

Se sobre esta garantia necessitar algum esclarecimento que o vendedor não lhe possa dar, deve dirigir-se a:

Philips Portuguesa, SA,  
- Outurela - Camaxide - 2795 LINDA A VELHA - ☎ 218 00 71/9  
- R. Eng. Ezequiel de Campos, 182 - 4100 PORTO - ☎ 67 26 13

**ΠΑΡΗΦΟΡΕΙΕΣ ΓΙΑ SERVICE ΚΑΙ ΕΓΓΥΗΞΗ ΣΤΗΝ ΕΛΛΑΔΑ**

Η σκευή έχει εξελεχθεί σχολαστικά, η λειτουργία της είναι άριστη και λόγω αντικειμενικών λόγων δεν πρόκειται να κοπεί η λειτουργία να προκαλέσει. Αν όμως, παρ' όλα αυτά, κάποιο ελάττωμα δεν λειτουργήσει, το ελαττωματικό και η εργασία επισκευής παρέχονται δωρεάν από την Εταιρεία. Η προσκομιζόμενη για επισκευή σκευή πρέπει απαραίτητα να συνοδεύεται από το παλιό έντυπο υπογεγραμμένο και υπογραμμισμένο από το κατάστημα όπου αγοράστηκε η σκευή μαζί με την ημερομηνία αγοράς. Η εργασία γίνεται για 1 έτος από την ημερομηνία αγοράς. Η εργασία δεν ισχύει στις παρακάτω περιπτώσεις:

α) Για ανωμαλίες όχι από βλάβη της σκευής, αλλά από ελαττώμα ή μωσαϊκό που προέκυψε από τρίτους ή από μεταβολή της τάσης του ηλεκτρικού ρεύματος.

β) Για ανωμαλίες λόγω ελαττωματικής εγκατάστασης της σκευής.

γ) Όταν ο αριθμός κατασκευής της σκευής έχει αλλοιωθεί.

δ) Για ανωμαλίες που οφείλονται στην Εργασία της Εταιρείας, όπου ο πωλητής πρέπει να μεταφέρει τη σκευή με δική του δαπάνη.

Κανόνες αντιπροσώπων δεν έχει το δικαίωμα αλλαγής των όρων εγγυήσεως. Μετά τη λήξη του χρόνου εγγυήσεως, για κάθε πρόβλημα συντηρήσεως, επισκευής ή σμολογιών, σας συνιστούμε να απευθυνθείτε στις κατά τόπους Σ.Ε.Σ. της Εταιρείας.

Λειτουργία Κεντρικών SERVICE PHILIPS:  
25ης Μαρτίου 15, 177 78 Ταύρος - ☎ 4894.911  
Τηλεφωνική 62, 546 93 Θεσσαλονίκη - ☎ 260.621

Guarantee certificate  
Garantieschein  
Certificado de garantía  
Certificado de garantia  
Takuutodistus

Certificat de garantie  
Identificatiekaart  
Certificado di garanzia  
Garantibreviset  
Εγγύηση

Type no of product

Typo no del producto

TYPE D 6800/00X  
BATTERY SUPPLY 6x1.5V R6  
EXTERNAL SUPPLY 9V-  
⊕ ⊖ 400mA  
PHILIPS MADE IN AUSTRIA  
WT 03 8936000 170954

Date of purchase - Date d'achat - Kaufdatum - Koopdatum  
Fecha de compra - Data da compra - Data di acquisto - Kob. dato  
Kjøpedato - Inköpsdato - Ostopana - Ημερομηνία αγοράς

19

Dealer's name, address and signature  
Nom, adresse et signature du revendeur  
Name, Anschrift und Unterschrift des Handlers  
Naam, adres en handtekening van de handelaar  
Nombre, dirección y firma del distribuidor  
Nome, indirizzo e firma del fornitore  
Nome, morada e assinatura do vendedor  
Forhandlerens navn, adresse og underskrift  
Återförsäljarens namn, adress och namnteckning  
Myyjän nimi, osoite ja allekirjoitus  
Όνομα/Επωνυμία Αντιπροσώπου

